


## Erasmus+

### Project: 'I Know What I Want To Be' Denmark 9<sup>th</sup> – 14<sup>th</sup> November 2015

#### Schedule for Visit

Monday 9 <sup>th</sup> Nov Arrival Copenhagen (CPH)	Tuesday 10 <sup>th</sup> Nov Skaelskoer	Wednesday 11 <sup>th</sup> Nov Skaelskoer	Thursday 12 <sup>th</sup> Nov Skaelskoer	Friday 13 <sup>th</sup> Nov Skaelskoer/ Copenhagen
Arrival at CPH Airport from Italy	Transport by car	Transport by car	Transport by car	Transport by bus
Arrival at CPH Airport from Turkey	Welcome at school with presentation by pupils by Kirsten Andersen and Monique Dickow	Watching lessons by Liselotte Lentz- Nielsen (JU) and Dennis Holm (F/K)	Watching lessons (CLIL) by Dennis Holm (F/K) and Monique Dickow (MAT/GEO)	Check in at Hotel Tivoli, Arni Magnussøns Gade 2, 1577 København
Arrival at CPH Airport from Finland	Working session by Anna Locatello *2 Career Guidance	Working session ICT *4	Introductory talk by Jorgen Brock *7 - follow up discussion	Sightseeing by bus - The Little Mermaid and other highlights of CPH
Arrival at CPH Airport from UK – Wales	Lunch	Lunch	Lunch	Lunch
Arrival at CPH Airport from Romania	Guided tour at school by John Larsen	Working session by Anna Locatello *5 Project activities	Work group Anna Locatello/Joergen Brock *8	Free Time
Arrival at CPH Airport from Latvia	Working session by Anna Locatello *3 Career Guidance	Working session by Anna Locatello *6 Evaluation/monitoring	Working session by Anna Locatello *9 Planning next period	Guided tour at The Royal Reception Rooms
Arrival at CPH Airport from England	Working session by John Larsen, expectations	Transport by bus		Special guided tour at The Prime Minister Office (cancelled)
Opening session by Anna Locatello/ John *1		Visit at Trelleborg near to Slagelse	Reception at John Larsen's home Fish in a Danish way	Saturday 14 <sup>th</sup> Nov Departure



## Erasmus+

### Project: 'I Know What I Want To Be' Denmark 9<sup>th</sup> – 14<sup>th</sup> November 2015

#### \*1 Opening Session

- Welcome
- Presentation each team
- Presentation of the timetable in Denmark
- Presentation of the work sessions

#### \*2 and \*3 Career Guidance

- Each school to give a presentation about career guidance in their country including general information of each school system, national indications for career guidance and what each institution has done about career guidance.

#### \*4 ICT in the Project

- E-twinning: Registration and the use of the platform with students (by Romania)
- Moodle Platform: Registration and how to use it (by Turkey)
- Communication among the schools/teachers (When? Which network? Why?)
- Logo competition: Rules for the competition.

#### \*5 Project Activities

- Find a common work sheet for planning the activities of the project (lesson plan: aim, specific objectives, activities, cross curriculum skills).

#### \*6 Evaluation/Monitoring


- Find a common format to evaluate results of activities; tools for monitoring activities (creation of a log book).

#### \*7 Career Education

- Introductory talk by Mr. Joergen Brock
- Follow up discussion

#### \*8 and \*9 Working Group, Evaluation and What Happens Next

- Creation of possible activities connected with the topic: IDENTITY AND PERSONAL CHOICES
- Evaluation of the meeting
- Planning the next course of action



## Erasmus+

### Project: 'I Know What I Want To Be' Denmark 9<sup>th</sup> – 14<sup>th</sup> November 2015

## Information/Evaluation in Relation to Each Activity

### \*1:


All partner countries met together, welcome from host country and Anna, (Project Co-coordinator). Each country gave a short presentation and introduction. Afterwards the schedule for the week was introduced with a description of each activity, timings etc.

### \*2 and \*3:

All partners are going to upload a PPT presentation in relation to their Education System and the Career Guidance in MOODLE platform.

As an example, this is UK Career Guidance:

<p>You can be whoever or whatever you want to be</p> <p>At Grasmere Academy</p>	<p>Grasmere Academy</p> <p>EYFS - Guinea Pig Class</p> <p>Year 1/2 - Badger Class</p> <p>Year 3/4 - Fox Class</p> <p>Year 5/6 - Squirrel Class</p> <p>ARP Owl Class</p>	<p>At present</p> <p>There is no legal requirement for career guidance in primary schools in England</p>
<p>At Grasmere Academy, we believe that all children have the potential to be whoever or whatever they want to be.</p>	<ul style="list-style-type: none"> <li>We aspire for all our learners to be             <ul style="list-style-type: none"> <li>- real thinkers and inquirers</li> <li>- independent</li> <li>- Good communicators</li> <li>- Risk takers</li> <li>- Problem solvers</li> <li>- Caring and sensitive to others</li> <li>- Open minded</li> <li>- Well balanced human beings</li> <li>- Reflective</li> </ul> </li> <li>We believe that if we develop a love of learning and the ability to learn in any situation, children will continue to build upon these throughout life and use them in any career they choose.</li> </ul>	<p>We make sure that</p> <ul style="list-style-type: none"> <li>- It connects what they are learning in the classroom and how it relates to the world of work.</li> <li>- Is not about specific careers advice but about widening horizons on what can be achieved.</li> <li>- They understand the requirements of work so they can be motivated to improve their literacy and numeracy</li> <li>- Should challenge stereotypes</li> <li>- Introduced to jobs that they haven't heard of</li> </ul>
<p>What we do at Grasmere Academy</p> <p>Whole School</p> <ul style="list-style-type: none"> <li>- Apply for jobs in school e.g. House Team Captains, Librarians, EYFS Support</li> <li>- Children witness teachers in school working with different agencies/ companies</li> </ul>	<p>What we do at Grasmere Academy</p> <ul style="list-style-type: none"> <li>LITERACY             <ul style="list-style-type: none"> <li>- Encourage children to ask questions</li> <li>- Encourage children to speak audibly and fluently</li> <li>- Teach children to write for a range of real purposes</li> <li>- Role Play</li> </ul> </li> </ul>	<p>Example – Year 6 (10-11 Year Olds)</p> <ul style="list-style-type: none"> <li>- Apply for jobs for characters in non fiction stories</li> <li>- Practise interviewing people</li> </ul>
<p>What we do at Grasmere Academy</p> <ul style="list-style-type: none"> <li>NUMERACY             <ul style="list-style-type: none"> <li>- Solve real life problems including money</li> <li>- Teach children so they are confident in addition, subtraction, multiplication and division</li> <li>- Teach children to make sensible estimations</li> <li>- Talk to children about how to manage money and the language of money</li> </ul> </li> </ul>	<p>Future Planning</p> <ul style="list-style-type: none"> <li>- In June this year Grasmere Academy will be taking part in the My Money Week programme.</li> <li>- Children will be looking at money and setting up their own businesses.</li> </ul>	<p>What we do at Grasmere Academy</p> <ul style="list-style-type: none"> <li>HISTORY             <ul style="list-style-type: none"> <li>- Within the time frame studied look at jobs and careers available e.g.                 <ul style="list-style-type: none"> <li>- Ancient Greeks - boys went to school girls stayed at home</li> <li>- Through the World War and with hanging jobs due to the war</li> </ul> </li> </ul> </li> </ul> 



## Erasmus+

### Project: 'I Know What I Want To Be' Denmark 9<sup>th</sup> – 14<sup>th</sup> November 2015

**EXAMPLE**

- HISTORY
  - Visitors into school to talk about the changes in jobs during World War I and World War II for the children of Killingworth

**What we do at Grasmere Academy**

- PSHCE
  - SEAL - Going for Goals programme, Its Good to be Me programme
  - Teach techniques for coping successfully with challenging changes

**Example**

- Year 5/6 – Monozukuri Caravan, Nissan
  - Production lines
  - tools they use in the factory
  - training factory tour



**EXAMPLE**

- Year 6 Transition to Secondary School
  - Getting to know teachers
  - Getting to know school buildings
  - Getting to know the expectations
  - Stepping Stones project

**Learning about People's Jobs**



**What we do at Grasmere Academy**

- EYFS
  - Talk about jobs and careers
  - Introduce children to people in different careers
  - Role Play – no stereotypes
  - Learn Like Me sessions

**Key Stage 1**

- Year 1/2
  - Technology Tom came into school to work with children

**Key Stage 2**

- Monozukuri Caravan
- Transition
- Test/ exam techniques
- SafetyWorks!

## \*4:


### E-twinning and Moodle

- Need to create a profile.
- Look for Nicoleta Daniela Mazalu on etwinning, also send pupil names to ceva\_acolo@yahoo.com, pupils can add messages, chat, upload work, photographs, etc. Their password will be Erasmus15.
- 'I know what I want to be' twinspace. Same username and password for pupils in each country.
- Students and teachers can add text and photographs.
- Add photos of each class and each child to write something about their life, family, interests, school, video, each class could do a PowerPoint one page per pupil and include class environment etc and Christmas messages and logo competition.
- Moodle for teacher work, presentations, documents, files etc and etwinning for children's work. Turkey will send the moogole link to all schools
- Send PowerPoints about education systems and career guidance plus photographs to Ufuk Yakar at uyakar@bilkent.edu.tr to be added to moodle.

### Logo Competition: 'I know what I want to be'

Entries can be drawings or computer produced, children can decide the media.

Each school to carry out the logo competition, the deadline is 05.12.15 and each school will upload their winning logo to e-twinning. There will then be a vote in each school for the final winning logo and results sent to Helen Winship ([helen.winship@ntlp.org.uk](mailto:helen.winship@ntlp.org.uk)) by 12.12.15. Schools CANNOT vote for their own logo. Anna to send the rules and Helen Winship to produce a spreadsheet to email to all partners. Helen's Y6 class to work out the overall percentages by 18th December and announce the overall winner.



## **Erasmus+**

### **Project: 'I Know What I Want To Be' Denmark 9<sup>th</sup> – 14<sup>th</sup> November 2015**

#### **\*5:**

Planning format working session, examples from Italy, Turkey and England.

Need to include the following as an example:

Heading: Name of School, Topic Area, Age of Students, Date

- Aim
- Objectives and School Subjects
- Full Description of Activities
- Resources and Materials
- Methodology
- Timing
- Assessment against Objectives: (How does the children's work or activity meet the objectives?)
- Teacher's reflection and/or evaluation (Which would provide points for final evaluation, have pupils changed behaviours etc)

This has been discussed with all countries and altered accordingly. Italy to email to all countries and Ufuk to put upload to Moodle.

All schools to create Erasmus+ area in their schools, could add photographs, maps, flags, clocks with time-zone in each country etc.

#### **\*6:**

Evaluation/Monitoring: The coordinator will send a format (log book) to all the partners. Each partner will fill in it by the end of the school year. Details will be found in the Planning format.

#### **\*7:**

Joergen Brock (PowerPoint and Handouts given)

Key Points:

Careers Education in Schools in Denmark (Ministry of Education)

Every school must have a plan of how to do careers education in grades 3, 4-6, 7-9

Pupils should be challenged on choice of education so that it leads to chosen career path. More popular for pupils to choose academic routes but this means that gaps in the labour market is becoming more apparent for skilled trades. Therefore more academic people are becoming unemployed.


Personal choice includes 3 skills areas:

1. My goals-expressing dreams
2. My opportunities-everyday activities in pupils' families
3. My choices-making simple decisions and resulting consequences in relation to school and learning.

Difficult for people to start new companies in Denmark, for example, to have the creativity and innovation, don't like to take risks

Age 10-12 (Grades 4-6) Becoming more concrete and involved in career choices, look at different types of education and work, gathering information and how to do this and what jobs are available in the local environment. Personal values, interests and skills. National and international job opportunities and the relationship between education and work. Assess the differences and similarities between different career options.

After Grade 6, pupils are able to describe the relationship between personal goals, education and work, they can describe own dreams and expectations. After Grade 9 they can make career decisions based on own desires and prerequisites, assess relationship between education and business and job opportunities and assess the relationship between own choice and different career and work life conditions.



## **Erasmus+**

### **Project: 'I Know What I Want To Be' Denmark 9<sup>th</sup> – 14<sup>th</sup> November 2015**

They also have **\*\*career compass\*\*** (online tool)

Career Management Skills

Shift in 'matching' to 'lifelong guidance'. (Long-term perspective focused on individual learning).

Individuals gather, analyse, synthesise and organise self, educational and occupational information as well as skills to make and implement DECISIONS and TRANSITIONS.

2013-2014 has been an important period for developing and implementing policies and guidelines for schools.

Aim to involve parents now as no particular programme currently. Schools need to involve parents.

Optimism is part of the working process!

ELGPN.com (Lifelong Guidance Policy Network) or google 'career management skills'

#### **\*8 and \*9:**

Webinar Skype with all schools: Tuesday 19<sup>th</sup> April, 1pm UK time.

Finland: Monday 7th Nov - Saturday 12th Nov 2016 Helsinki one flight, Kuopio second flight.

Denmark or Wales hosting Italy: February 2017

Italy hosting Latvia, Wales and England: Approximately March 2017


Turkey: Teacher Training in Turkey - 3 teachers from each country, possibly second week in April 2017.

Turkey hosting Denmark May 2017

Italy: All schools February 2018

England may possibly visit Wales and they are welcome to visit England (costs will be cheaper than overseas travel but this will be budget dependent).

We made the local press in Denmark to promote our international project!



## Erasmus+ Project: 'I Know What I Want To Be' Denmark 9<sup>th</sup> – 14<sup>th</sup> November 2015



Possible Activities can be found in the proposal:

